

## EXTERIOR LIGHTING SYSTEM

id091800400500

### Outline

- Projector type headlights have been adopted to the front combination lights.
- LEDs have been adopted for the following lights:
  - Headlight (front combination light (LED type))
  - Parking light/running light (front combination light (LED type))
  - Brake light/taillight (rear combination light (LED type))
  - Side turn light
  - Taillight (liftgate light (LED type))
  - Front fog light (With front fog lights)
  - High-mount brake light
- An auto light system has been adopted in which the TNS (parking lights), headlight LO, and panel light automatically turn on and off. (With auto light system)
- A headlight manual leveling system has been adopted which changes the headlight LO optical axis according to the operation of the headlight leveling switch. (With headlight manual leveling system)
- A headlight auto leveling system has been adopted which changes the headlight LO optical axis according to change in vehicle height. (With headlight auto leveling system)
- A coming home light system has been adopted which turns on the headlight LO for a specified time using the flash-to-pass operation.
- A leaving home light system has been adopted which turns on the TNS (parking lights) and headlight LO for a specified time by operating the unlock button on the remote transmitter.
- Power outer mirrors with built-in front side turn lights have been adopted.
- Front turn lights have been adopted to the front bumper.
- Front fog lights have been adopted to the front bumper. (With front fog lights)
- Rear fog light has been adopted in the rear bumper. (With rear fog light)
- An emergency signal system (ESS) has been adopted which flashes the hazard warning lights if the vehicle suddenly decelerates while traveling at high speed.

### Function

- The BCM sends an exterior light on/off request signal to the electrical supply unit (ESU) based on the engine switch condition and light switch position signal, and the electrical supply unit (ESU) turns the exterior lights on/off.

### Lights off function

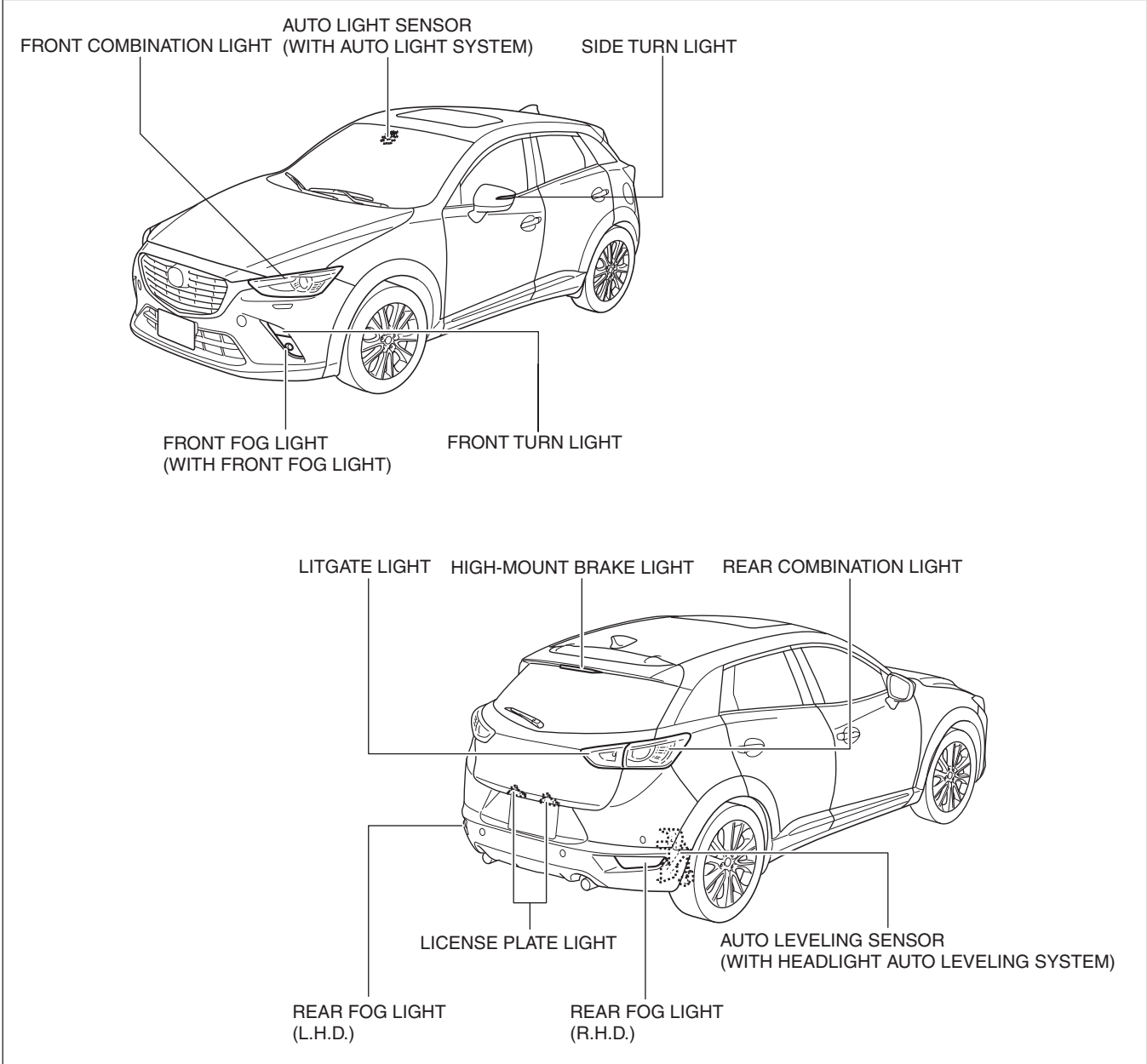
- If the ignition is switched ACC or off, the BCM automatically turns the lights off as follows:

Engine switch condition	Light switch position	Front fog light switch position	Rear fog light switch position	TNS (parking lights) condition	Headlight LO condition	Front fog light condition	Rear fog light condition
ACC or off	OFF	ON	ON	Off	Off	Off	Off
	AUTO	ON	ON	Off/On*1 *2	Off	Off	Off
	TNS (parking lights)	ON	ON	On	Off	Off	Off
	HEAD	ON	ON	On*2	Off	Off	Off

\*1 : When the ignition is switched ACC or off from the ON (engine off or on) with the TNS (parking lights) turned on by the auto light control, the TNS (parking lights) remains turned on.

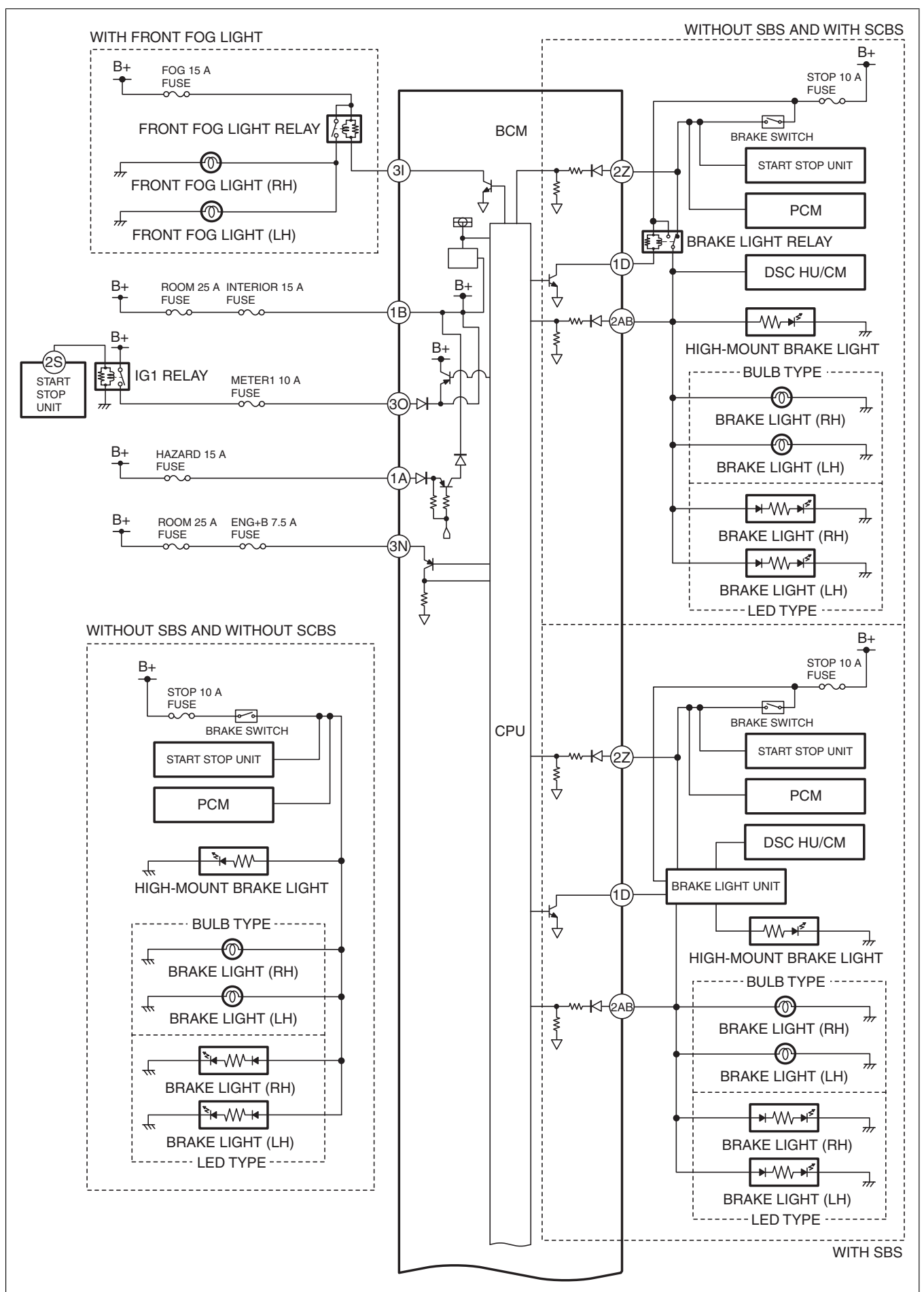
\*2 : When **30 s** have elapsed or the driver's door is opened after the ignition was switched ACC or off, the TNS (parking lights) turns off.

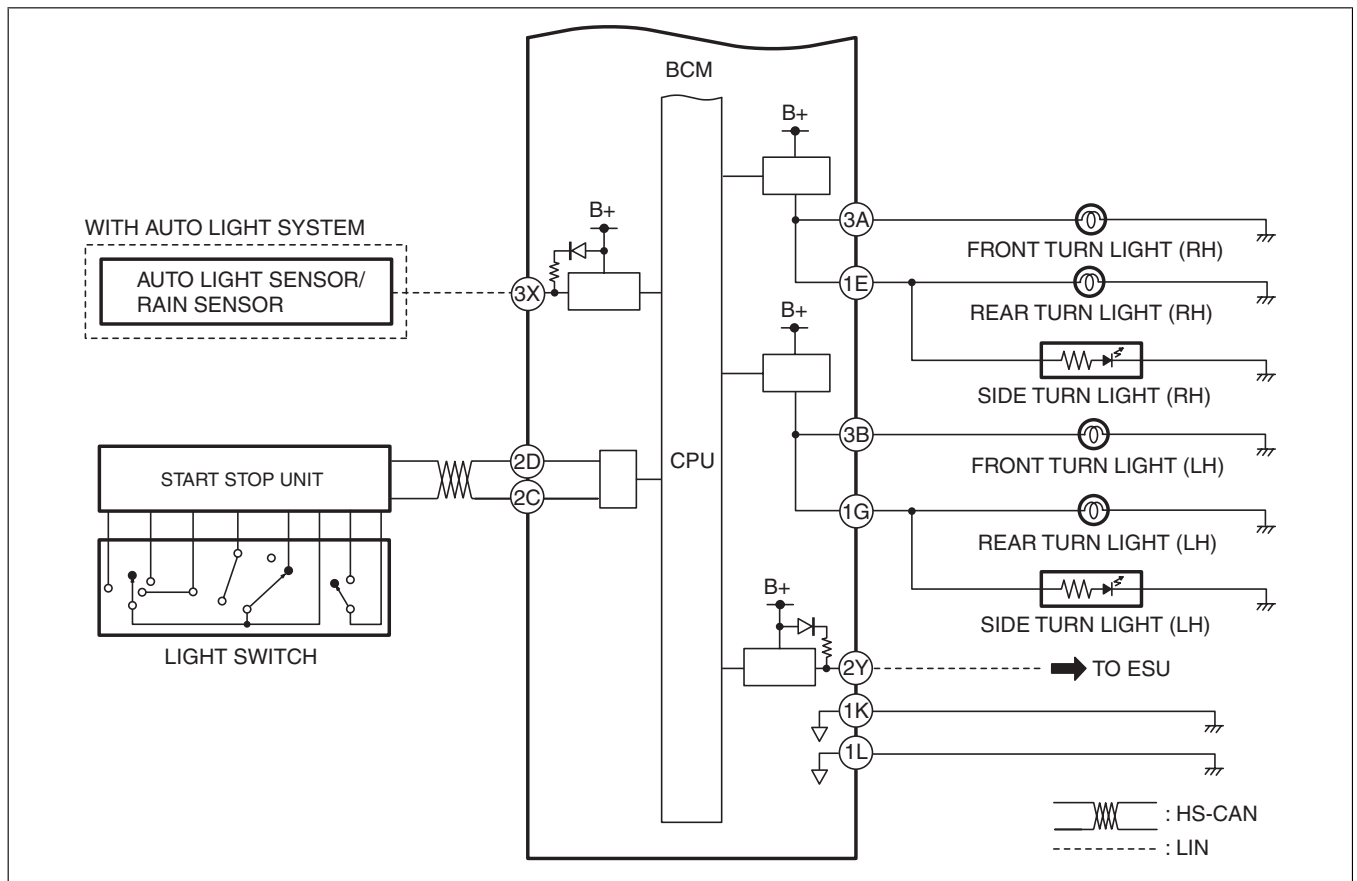
Structural View

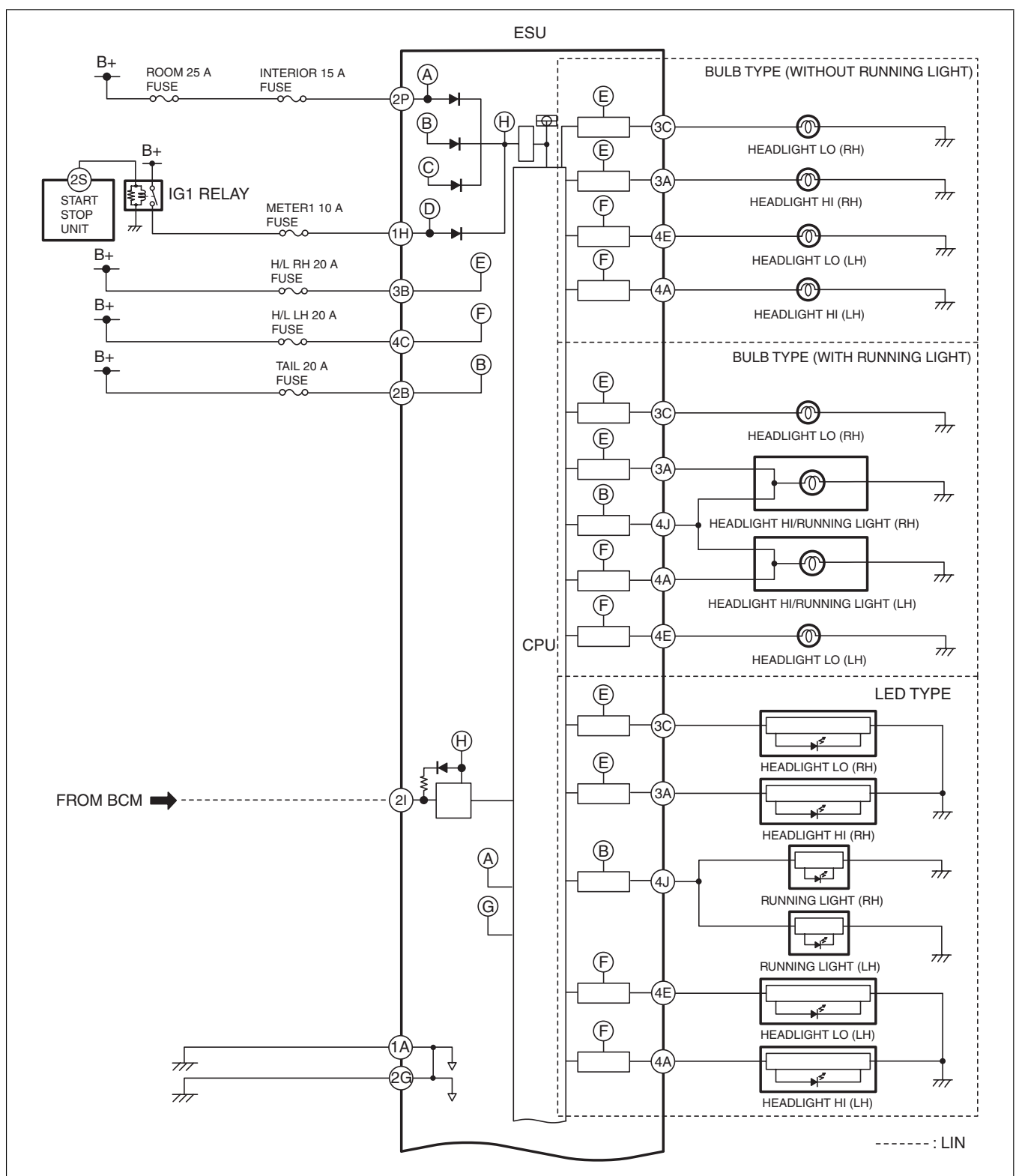


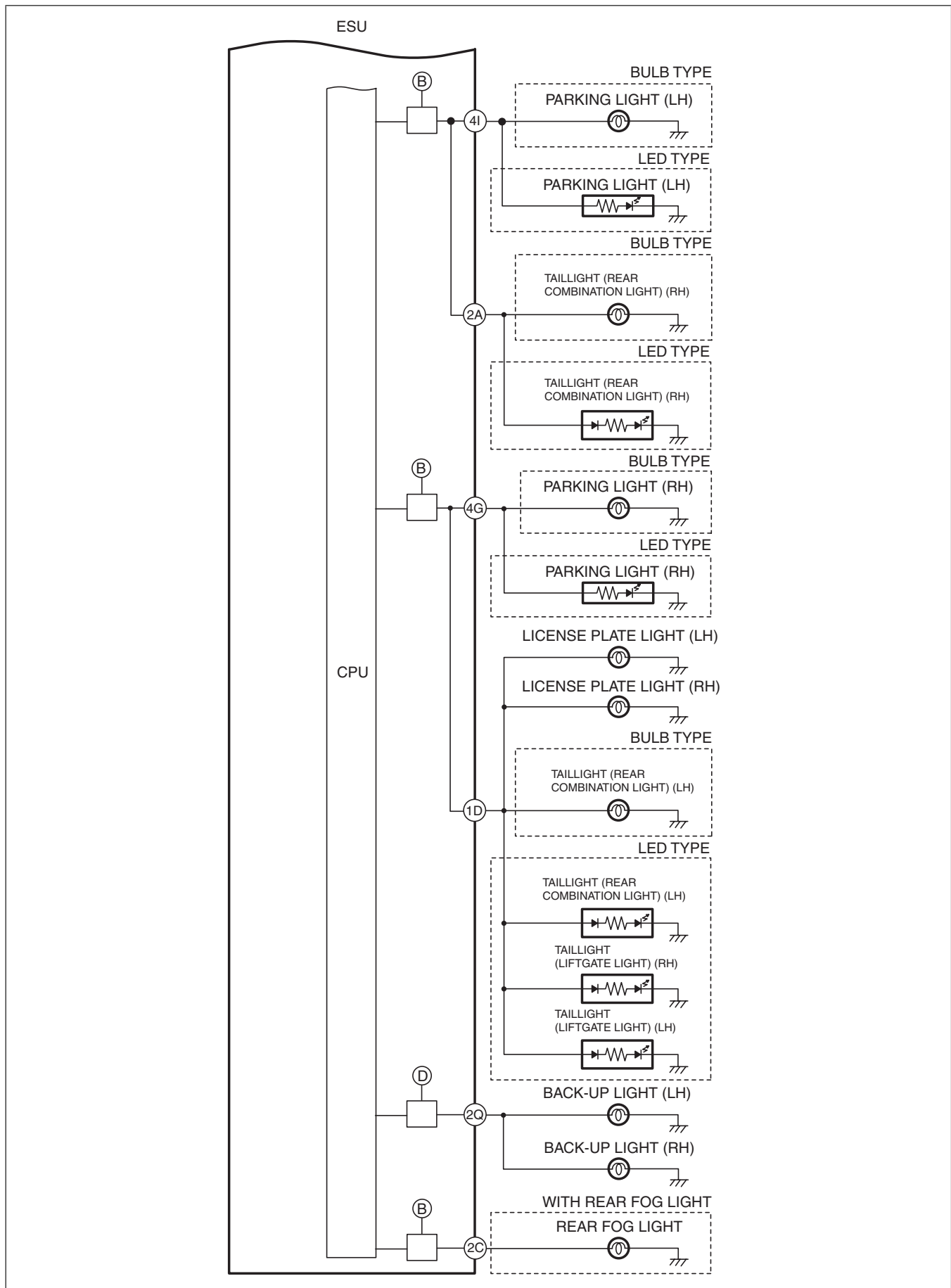
ac3wzn00000470

System Wiring Diagram









---

## **Operation**

### **Headlight LO, headlight HI, parking light**

- Refer to the [FRONT COMBINATION LIGHT]. (See FRONT COMBINATION LIGHT.)

### **Front turn light**

- Refer to the [FRONT TURN LIGHT] and [TURN LIGHT SYSTEM]. (See FRONT TURN LIGHT.) (See TURN LIGHT SYSTEM.)

### **Running light (With running light)**

- Refer to the [RUNNING LIGHT SYSTEM]. (See RUNNING LIGHT SYSTEM.)

### **Front fog light (With front fog light)**

- Refer to the [FRONT FOG LIGHT]. (See FRONT FOG LIGHT.)

### **Side turn light**

- Refer to the [SIDE TURN LIGHT] and [TURN LIGHT SYSTEM]. (See SIDE TURN LIGHT.) (See TURN LIGHT SYSTEM.)

### **Rear turn light, brake light, taillight (rear combination light)**

- Refer to the [REAR COMBINATION LIGHT] and [TURN LIGHT SYSTEM]. (See REAR COMBINATION LIGHT.) (See TURN LIGHT SYSTEM.)

### **Back-up light, taillight (liftgate light (LED type))**

- Refer to the [LIFTGATE LIGHT]. (See LIFTGATE LIGHT.)

### **Rear fog light (With rear fog light)**

- Refer to the [REAR FOG LIGHT]. (See REAR FOG LIGHT.)

### **Hazard warning light**

- Refer to the [FRONT TURN LIGHT], [SIDE TURN LIGHT], and [REAR COMBINATION LIGHT]. (See FRONT TURN LIGHT.) (See SIDE TURN LIGHT.) (See REAR COMBINATION LIGHT.)

### **High-mount brake light**

- Refer to the [HIGH-MOUNT BRAKE LIGHT]. (See HIGH-MOUNT BRAKE LIGHT.)

### **License plate light**

- Refer to the [LICENSE PLATE LIGHT]. (See LICENSE PLATE LIGHT.)